

FAAST Area Coverage Planner (FAAST 8100E)



The following data is aligned with BS5839 Part 1 and allows you to quickly calculate the most efficient pipe typology to maximise the number of sampling points* when designing an Aspirating Smoke Detector system (ASD) for the following applications:

- Mission critical (e.g. IT facilities, data centres, clean rooms, telecommunications and archiving facilities)
- Harsh industrial environments (e.g. waste recycling, factories, petrochemical, power generation, food processing)

*Sample holes should be spaced at distances not exceeding 10m apart.

I Pipe



Ceiling Height	Area Coverage	Maximum Holes	Maximum Pipe Length Per Branch
3 m	10mx120m= 1,200m ²	11	115m
5 m	10mx120m= 1,200m ²	11	115m
10 m	10mx110m= 1,100m ²	11	105m
20 m	10mx105m= 1,050m ²	11	75m

U Pipe




Ceiling Height	Area Coverage	Maximum Holes	Maximum Pipe Length Per Branch
3 m	20mx82.5m= 1,650m ²	16 (2x8)	82.5m
5 m	20mx87.5m= 1,750m ²	18 (2x9)	82.5m
10 m	20mx82.5m= 1,650m ²	18 (2x9)	77.5m
20 m	20mx70m= 1,400m ²	16 (2x8)	67.5m

M Pipe



Ceiling Height	Area Coverage	Maximum Holes	Maximum Pipe Length Per Branch
3 m	30mx67.5m= 2,025m ²	21 (3x7)	62.5m
5 m	30mx67.5m= 2,025m ²	21 (3x7)	62.5m
10 m	30mx57.5m= 1,725m ²	18 (3x6)	52.5m
20 m	30mx47.5m= 1,425m ²	15 (3x5)	42.5m

Double U Pipe



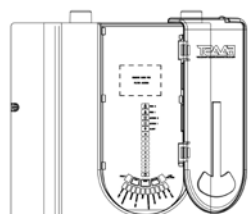
Ceiling Height	Area Coverage	Maximum Holes	Maximum Pipe Length Per Branch
3 m	80mx50m = 4000m ²	12 (4x3)	20m
5 m	80mx50m = 4000m ²	12 (4x3)	20m
10 m	80mx50m = 4000m ²	12 (4x3)	20m
20 m	80mx50m = 4000m ²	12 (4x3)	20m

Please note that each pipe layout must be supported by a PipeIQ Certificate of Conformity ensuring that the protected area meets the system classification to EN54-20.

FAAST Model: 8100E

The FAAST 8100E model specification includes:

- Three-stage filtration including particulate wing separator and replaceable harsh filter
- Red IR & Blue LED dual optical chamber
- Modbus networking
- IP connectivity enabled
- Continuous environmental calibration
- K3 seismic stability to 9G
- Pre alarm for Class A and B



Please contact **Kevin Dennis** on tel: **+44 (0)7580 902382** email **kevin.dennis@honeywell.com** for comprehensive design support, technical advice and BIM Modelling.

FAAST Area Coverage Planner (FAAST 8100E)



The following data is aligned with BS5839 Part 1 and allows you to quickly calculate the most efficient pipe typology to maximise the number of sampling points* when designing an Aspirating Smoke Detector system (ASD) for the following applications:

- Cold Storage, refrigeration and freezer rooms
- Storage facilities (e.g. warehouses, distribution centres and high roof storage areas)
- Restricted or difficult to access locations (e.g. voids, lift shafts, ducts, custodial facilities)
- Large open spaces (e.g. stadiums, hotels, shopping centres, airports, theatres and indoor sports facilities)
- Discreet detection (e.g. residential, historic buildings, museums, galleries, high-end architecture)

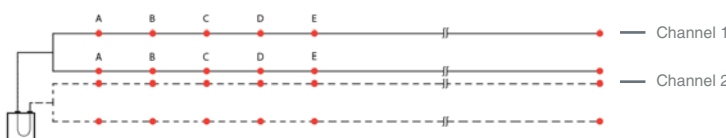
* Sample holes should be spaced at distances not exceeding 10m apart.

I Pipe single-channel detector (dual-channel detector = x2 pipe layouts/area coverage)



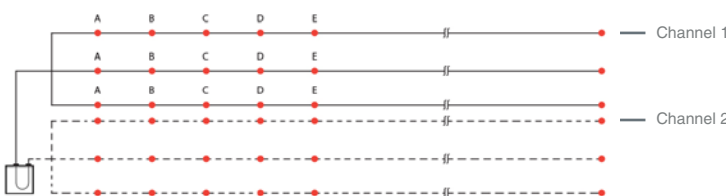
Ceiling Height	Area Coverage	Maximum Holes	Maximum Pipe Length Per Branch
3 m	10mx100m=1,000m ²	10	95m
5 m	10mx100m=1,000m ²	10	95m
10 m	10mx95m=950m ²	10	90m
20 m	10mx85m=850m ²	9	80m

U Pipe single-channel detector (dual-channel detector = x2 pipe layouts/area coverage)




Ceiling Height	Area Coverage	Maximum Holes	Maximum Pipe Length Per Branch
3 m	20mx75m= 1,500m ²	18 (2x9)	70m
5 m	20mx75m= 1,500m ²	16 (2x8)	70m
10 m	20mx75m= 1,500m ²	16 (2x8)	70m
20 m	20mx69m= 1,380m ²	14 (2x7)	65m

M Pipe single-channel detector (dual-channel detector = x2 pipe layouts/area coverage)



Ceiling Height	Area Coverage	Maximum Holes	Maximum Pipe Length Per Branch
3 m	30mx50m= 1,500m ²	18 (3x6)	45m
5 m	30mx49m= 1,470m ²	15 (3x5)	44m
10 m	30mx45m= 1,350m ²	15 (3x5)	40m
20 m	30mx43.5m= 1,305m ²	15 (3x5)	38m

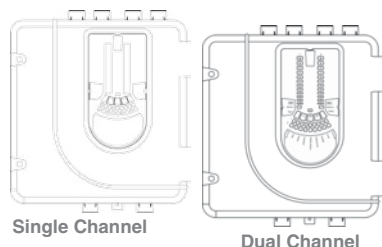
Double U Pipe single-channel detector (dual-channel detector = x2 pipe layouts/area coverage)



Ceiling Height	Area Coverage	Maximum Holes	Maximum Pipe Length Per Branch
3 m	40mx38m = 1520m ²	16 (4x4)	28m
5 m	40mx37m = 1480m ²	16 (4x4)	27m
10 m	40mx36m = 1440m ²	16 (4x4)	26m
20 m	40mx33m = 1320m ²	12 (4x3)	23m

Please note that the FAAST LT Dual-Channel unit allows you to double the above pipe work layout options from a single device therefore maximising the area coverage from a single ASD unit (see Channel 2 indicated on each pipe layout image above). Each pipe layout must be supported by a PipeIQ Certificate of Conformity ensuring that the protected area meets the system classification to EN54-20. Please note that local application standards may limit area coverage per ASD device.

FAAST Model: LT



The FAAST LT model specification includes:

- IR optical chamber
- Whisper quiet performance
- Flexible fire panel integration
- IP65 rated
- Ultrasonic airflow monitoring
- Double knock option

Please contact **Kevin Dennis** on tel: **+44 (0)7580 902382** email **kevin.dennis@honeywell.com** for comprehensive design support, technical advice and BIM Modelling.